

## Green PIN Process

### 1 What is a Green PIN?

A Green PIN is a paperless and convenient way of generating your debit Pin. Unlike the regular Pin generation process, a Green PIN is generated digitally through the SBI UK app, without the need for a physical Pin mailer.

### 2 When can the Green PIN be generated?

A Green PIN can only be generated in the following two scenarios:

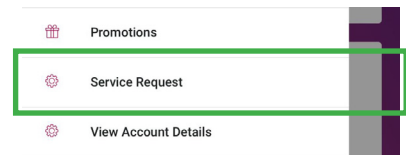
- It can be generated when a new debit card is received by the customer.
- It can be generated when the customer needs a new pin and requests a pin change.

Note: The request should be made from the customer's registered mobile number only, through the YONO application.

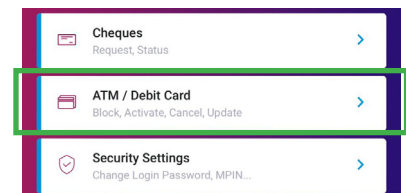
### 3 Steps to generate the Green PIN

The Green Pin can be generated through the SBI UK YONO application. It's an easy, fast and sustainable way to generate the Green PIN.

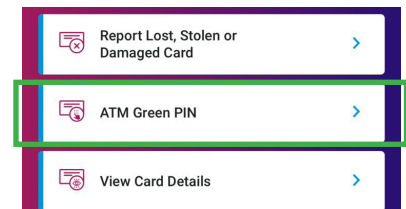
Step 1 Login into your YONO App and navigate to "Service Request"



Step 2 Select "ATM/Debit Card" from the available options.



Step 3 Choose "ATM Green PIN"



Step 4 Select the account number to which your card is linked and select the card number. Enter 2-digit of your desired PIN and click "Continue".

Step 5 Receive balance two digits of PIN through SMS. Enter all four digits and Submit. The format should be (2-digit desired PIN) and (2-digit received via SMS).

Confirm the new pin via OTP validation. Your new PIN is ready to be used

